

SEC: JC: 00124

19 October, 2019

Manager (Listing)  
National Stock Exchange of India Limited  
Exchange Plaza, 5th Floor, Plot No. C/1,  
G- Block, Bandra – Kurla Complex,  
Bandra (East),  
Mumbai – 400 051  
**SCRIP CODE: CESCVENT**

The Secretary  
BSE Limited  
Phiroze Jeejeebhoy Towers,  
Dalal Street,  
Mumbai – 400 001  
**SCRIP CODE: 542333**

The Secretary  
The Calcutta Stock Exchange Limited  
7, Lyons Range,  
**Kolkata – 700 001**


Dear Sir,

**Shareholding Pattern under Regulation 31 of SEBI  
(Listing Obligations and Disclosure Requirements)  
Regulations, 2015**

In terms of Securities and Exchange Board of India (Listing Obligations and Disclosure Requirements) Regulations, 2015, we enclose herewith the shareholding pattern of the Company for the quarter ended 30 September, 2019 in the prescribed format.

Encl:



Yours faithfully,  
  
**COMPANY SECRETARY**

**Shareholding Pattern under Regulation 31 of SEBI (Listing Obligations and Disclosure Requirements) Regulations, 2015**

1.	Name of Listed Entity: CESC Ventures Limited		
2.	Scrip Code/Name of Scrip/Class of Security: 542333 (BSE) CESCVENT (NSE)		
3.	Share Holding Pattern Filed under: Reg. 31(1)(b)		
	For Quarter ending 30 SEPTEMBER, 2019		
4.	Declaration: The Listed entity is required to submit the following declaration to the extent of submission of information:-		
	Particulars	Yes*	No*
1	Whether the Listed Entity has issued any partly paid up shares?		No
2	Whether the Listed Entity has issued any Convertible Securities or Warrants?		No
3	Whether the Listed Entity has any shares against which depository receipts are issued?		No
4	Whether the Listed Entity has any shares in locked-in?		No
5	Whether any shares held by promoters are pledge or otherwise encumbered?		No
6	Whether Company has equity shares with differential voting rights		No
7	Whether the listed entity has any significant beneficial owner		No



**CESC Ventures Limited**

**Table I - Summary Statement holding of specified securities**

Category	Category of shareholder	Nos. of shareholders	No. of fully paid up equity shares held	No. of Partly paid-up equity shares held	No. of shares underlying Depository Receipts	Total nos. shares held	Shareholding as a % of total no. of shares (calculated as per SCRR, 1957)	Number of Voting Rights held in each class of securities			No. of Shares Underlying Outstanding convertible securities (including Warrants)	Shareholding, as a % assuming full conversion of convertible securities (as a percentage of diluted share capital)	Number of Locked in shares		Number of Shares pledged or otherwise encumbered		Number of equity shares held in dematerialised form	
								No of Voting Rights					Total as a % of (A+B+C)	No. (a)	As a % of total Shares held(b)	No. (a)		As a % of total Shares held(b)
								Class eg: X	Class eg: y	Total								
(I)	(II)	(III)	(IV)	(V)	(VI)	(VII) = (IV)+(V)+ (VI)	(VIII) As a % of (A+B+C2)	(IX)			(X)	(XI)= (VII)+(X) As a % of (A+B+C2)	(XII)		(XIII)		(XIV)	
(A)	Promoter & Promoter Group	13	13234437	0	0	13234437	49.92	13234437	0	13234437	49.92	0	49.92	0	0	0	0	13234437
(B)	Public	44205	13276972	0	0	13276972	50.08	13276972	0	13276972	50.08	0	50.08	0	0	NA	NA	13006951
(C)	Non Promoter - Non Public	0	0	0	0	0	NA	0	0	0	0.00	0	0	0	0	NA	NA	0
(C1)	Shares Underlying DRs	0	0	0	0	0	NA	0	0	0	0.00	0	0	0	0	NA	NA	0
(C2)	Shares Held By Employee Trust	0	0	0	0	0	0	0	0	0	0.00	0	0	0	0	NA	NA	0
	<b>Total</b>	<b>44218</b>	<b>26511409</b>	<b>0</b>	<b>0</b>	<b>26511409</b>	<b>100.00</b>	<b>26511409</b>	<b>0</b>	<b>26511409</b>	<b>100.00</b>	<b>0</b>	<b>100.00</b>	<b>0</b>	<b>0</b>	<b>0</b>	<b>0</b>	<b>26241388</b>

*Signature*



**CESC Venture Limited**

**Table II - Statement showing shareholding pattern of the Promoter and Promoter Group**

Category & Name of the shareholders	PAN	Nos. of shareholders	No. of fully paid up equity shares held	Partly paid-up equity shares held	No. of shares underlying Depository Receipts	Total nos. shares held	Shareholding % calculated as per SCRR, 1957 As a % of (A+B+C2)	Number of Voting Rights held in each class of securities				No. of Shares Outstanding convertible securities (Including Warrants)	Shareholding, as a % assuming full conversion of convertible securities ( as a percentage of diluted share capital)	Number of Locked in shares		Number of Shares pledged or otherwise encumbered		Number of equity shares held in dematerialised form	
								No of Voting Rights			Total as a % of (A+B+C)			No. (a)	As a % of total Shares held(b)	No. (a)	As a % of total Shares held(b)		
								Class eg: X	Class eg: y	Total									
(I)	(II)	(III)	(IV)	(V)	(VI)	(VII) = (IV)+(V)+	(VIII) As a % of (A+B+C2)	(IX)				(X)	(XI) = (VII)+(X) As a % of	(XII)	(XIII)	(XIV)			
<b>1</b>	<b>Indian</b>																		
(a)	Individuals / Hindu Undivided Family		5	56842	0	0	56842	0.21	56842	0	56842	0.21	0	0	0	0	0	0	5684
	Sanjiv Goenka	AEFPG4689G	1	26958	0	0	26958	0.10	26958	0	26958	0.10	0	0	0	0	0	0	2695
	Shashwat Goenka	AOUFG0553L	1	22281	0	0	22281	0.08	22281	0	22281	0.08	0	0	0	0	0	0	2228
	Preeti Goenka	AEFPG4690B	1	5044	0	0	5044	0.02	5044	0	5044	0.02	0	0	0	0	0	0	504
	Sanjiv Goenka Huf	AAFHS9493E	1	2459	0	0	2459	0.01	2459	0	2459	0.01	0	0	0	0	0	0	245
	Avarna Jain	AHFPG0255P	1	100	0	0	100	0.00	100	0	100	0.00	0	0	0	0	0	0	10
(b)	Central Government / State Government(s)		0	0	0	0	0	0	0	0	0	0	0	0	0	0	0	0	0
(c)	Financial Institutions / Banks		0	0	0	0	0	0	0	0	0	0	0	0	0	0	0	0	0
(d)	Any Other (Specify)		8	13177595	0	0	13177595	49.71	13177595	0	13177595	49.71	0	0	0	0	0	0	1317759
	Bodles Corporate		8	13177595	0	0	13177595	49.71	13177595	0	13177595	49.71	0	0	0	0	0	0	1317759
	Rainbow Investments Limited	AAACR3915Q	1	11759326	0	0	11759326	44.36	11759326	0	11759326	44.36	0	0	0	0	0	0	1175932
	Stel Holdings Limited	AADCS3332H	1	498694	0	0	498694	1.88	498694	0	498694	1.88	0	0	0	0	0	0	49869
	Phillips Carbon Black Limited	AABCP5762E	1	337239	0	0	337239	1.27	337239	0	337239	1.27	0	0	0	0	0	0	33723
	Saregama India Limited	AAACT9815B	1	251997	0	0	251997	0.95	251997	0	251997	0.95	0	0	0	0	0	0	25199
	Integrated Coal Mining Limited	AAACI5584L	1	215072	0	0	215072	0.81	215072	0	215072	0.81	0	0	0	0	0	0	21507
	Kolkata Metro Networks Limited	AABCR2354Q	1	57000	0	0	57000	0.22	57000	0	57000	0.22	0	0	0	0	0	0	5700
	Castor Investments Limited	AAFCC9163J	1	50000	0	0	50000	0.19	50000	0	50000	0.19	0	0	0	0	0	0	5000
	Dotex Merchandise Private Limited	AAACD9470A	1	8267	0	0	8267	0.03	8267	0	8267	0.03	0	0	0	0	0	0	826
	<b>Sub Total (A)(1)</b>		<b>13</b>	<b>13234437</b>	<b>0</b>	<b>0</b>	<b>13234437</b>	<b>49.92</b>	<b>13234437</b>	<b>0</b>	<b>13234437</b>	<b>49.92</b>	<b>0</b>	<b>0</b>	<b>0</b>	<b>0</b>	<b>0</b>	<b>0</b>	<b>1323443</b>
<b>2</b>	<b>Foreign</b>																		
(a)	Individuals (Non-Resident Individuals / Foreign Individuals)		0	0	0	0	0	0	0	0	0	0	0	0	0	0	0	0	0
(b)	Government		0	0	0	0	0	0	0	0	0	0	0	0	0	0	0	0	0
(c)	Institutions		0	0	0	0	0	0	0	0	0	0	0	0	0	0	0	0	0
(d)	Foreign Portfolio Investor		0	0	0	0	0	0	0	0	0	0	0	0	0	0	0	0	0
(e)	Any Other (Specify)		0	0	0	0	0	0	0	0	0	0	0	0	0	0	0	0	0
	<b>Sub Total (A)(2)</b>		<b>0</b>	<b>0</b>	<b>0</b>	<b>0</b>	<b>0</b>	<b>0</b>	<b>0</b>	<b>0</b>	<b>0</b>	<b>0</b>	<b>0</b>	<b>0</b>	<b>0</b>	<b>0</b>	<b>0</b>	<b>0</b>	<b>0</b>
	<b>Total Shareholding Of Promoter And Promoter Group (A)= (A)(1)+(A)(2)</b>		<b>13</b>	<b>13234437</b>	<b>0</b>	<b>0</b>	<b>13234437</b>	<b>49.92</b>	<b>13234437</b>	<b>0</b>	<b>13234437</b>	<b>49.92</b>	<b>0</b>	<b>0</b>	<b>0</b>	<b>0</b>	<b>0</b>	<b>0</b>	<b>1323443</b>


*Signature*



**Annexure to Table II- Details of Shares which remain unclaimed for Promoter & Promoter Group**

**Details of Shares which remain unclaimed for Promoter & Promoter Group**


Serial No.	Number of shareholders	Outstanding shares held in demat or unclaimed suspense account	voting rights which are frozen	Disclosure of notes on shares which remain unclaimed for public shareholders
NIL				



**CESC Ventures Limited**

**Table III - Statement showing shareholding pattern of the Public shareholder**

	Category & Name of the shareholders	PAN	Nos. of shareholders	No. of fully paid up equity shares held	Partly paid-up equity shares held	No. of shares underlying Depository Receipts	Total nos. shares held (VII) =	Shareholding % calculated as per SCRR, 1957 As a % of (A+B+C2) (VIII) As a	Number of Voting Rights held in each class of securities			No. of Shares Underlying Outstanding convertible securities (including Warrants)	Shareholding, as a % assuming full conversion of convertible securities ( as a percentage of diluted share capital) (XI) = (VII)+(X)	Number of Locked in shares		Number of Shares pledged or otherwise encumbered		Number of equity shares held in dematerialised form	
									No of Voting Rights		Total as a % of (A+B+C)			No. (a)	As a % of total Shares held(b)	No. (a)	As a % of total Shares held(b)		
									Class eg: X	Class eg: y									Total
1	Institutions																		
(a)	Mutual Fund		10	964179	0	0	964179	3.64	964179	0	964179	3.64	0	3.64	0	0	NA	NA	963632
	Reliance Capital Trustee Company Limited A/C Reliance Growth Fund	AAATR0090B	1	372290	0	0	372290	1.40	372290	0	372290	1.40	0	1.40	0	0	NA	NA	372290
	Franklin Templeton Mutual Fund A/C Franklin India Prima Fund	AAATT4931H	1	362461	0	0	362461	1.37	362461	0	362461	1.37	0	1.37	0	0	NA	NA	362461
(b)	Venture Capital Funds		0	0	0	0	0	0.00	0	0	0	0.00	0	0.00	0	0	NA	NA	0
(c)	Alternate Investment Funds		4	385495	0	0	385495	1.45	385495	0	385495	1.45	0	1.45	0	0	NA	NA	385495
(d)	Foreign Venture Capital Investors		0	0	0	0	0	0.00	0	0	0	0.00	0	0.00	0	0	NA	NA	0
(e)	Foreign Portfolio Investor		69	4092376	0	0	4092376	15.44	4092376	0	4092376	15.44	0	15.44	0	0	NA	NA	4091137
	Kotak Mahindra (International) Limited	AABCK7779G	1	1283489	0	0	1283489	4.84	1283489	0	1283489	4.84	0	4.84	0	0	NA	NA	1283489
	Briarwood Capital Master Fund, Ltd.	AAHC83913B	1	1256801	0	0	1256801	4.74	1256801	0	1256801	4.74	0	4.74	0	0	NA	NA	1256801
	Ellipsis Partners Llc	AAFCE2612L	1	622971	0	0	622971	2.35	622971	0	622971	2.35	0	2.35	0	0	NA	NA	622971
(f)	Financial Institutions / Banks		20	26772	0	0	26772	0.10	26772	0	26772	0.10	0	0.10	0	0	NA	NA	25213
(g)	Insurance Companies		9	628430	0	0	628430	2.37	628430	0	628430	2.37	0	2.37	0	0	NA	NA	627300
	Life Insurance Corporation Of India	AAACL0582H	1	442256	0	0	442256	1.67	442256	0	442256	1.67	0	1.67	0	0	NA	NA	442256
(h)	Provident Funds/ Pension Funds		0	0	0	0	0	0.00	0	0	0	0.00	0	0	0	0	NA	NA	0
(i)	Any Other (Specify)		5	3199	0	0	3199	0.01	3199	0	3199	0.01	0	0.01	0	0	NA	NA	189
	Foreign Bank		5	3199	0	0	3199	0.01	3199	0	3199	0.01	0	0.01	0	0	NA	NA	189
	Sub Total (B)(1)		117	6100451	0.0	0.0	6100451	23.01	6100451	0	6100451	23.01	0	23.01	0	0	NA	NA	6092966
2	Central Government/ State Government(s)/ President of India																		
	Central Government / State Government(s)		2	2100	0	0	2100	0.01	2100	0	2100	0.01	0	0.01	0	0	NA	NA	1670
	Sub Total (B)(2)		2	2100	0	0	2100	0.01	2100	0	2100	0.01	0	0.01	0	0	NA	NA	1670
3	Non-Institutions																		
(a)	Individuals			0	0												NA	NA	
	i. Individual shareholders holding nominal share capital up to Rs. 2 lakhs.		40522	2615203	0	0	2615203	9.86	2615203	0	2615203	9.86	0	9.86	0	0	NA	NA	2476428
	ii. Individual shareholders holding nominal share capital in excess of Rs. 2 lakhs.		13	1735835	0	0	1735835	6.55	1735835	0	1735835	6.55	0	6.55	0	0	NA	NA	1735835
	Ashish Dhawan	ADLPD9621N		818609	0	0	818609	3.09	818609	0	818609	3.08	0	3.08	0	0	NA	NA	818609
(b)	NBFCs registered with RBI		4	581562	0	0	581562	2.19	581562	0	581562	2.19	0	2.19	0	0	NA	NA	581562
	Bank Capital Markets Limited	AABC84140N	1	580502	0	0	580502	2.19	580502	0	580502	2.19	0	2.19	0	0	NA	NA	580502
(c)	Employee Trusts		0	0	0	0	0	0.00	0	0	0	0.00	0	0.00	0	0	NA	NA	0
(d)	Overseas Depositories(holding DRs) (balancing figure)		0	0	0	0	0	0.00	0	0	0	0.00	0	0.00	0	0	NA	NA	0
(e)	Any Other (Specify)		3547	2241821	0	0	2241821	8.45	2241821	0	2241821	8.45	0	8.45	0	0	NA	NA	2118490
	IEPF		1	33123	0	0	33123	0.12	33123	0	33123	0.12	0	0.12	0	0	NA	NA	33123
	Trusts		9	2875	0	0	2875	0.01	2875	0	2875	0.01	0	0.01	0	0	NA	NA	2875

*Syphur*  



Foreign Nationals		7	8868	0	0	8868	0.03	8868	0	8868	0.03	0	0.03	0	0	NA	NA	3375
Hindu Undivided Family		1309	135901	0	0	135901	0.51	135901	0	135901	0.51	0	0.51	0	0	NA	NA	135901
Foreign Companies		28	19401	0	0	19401	0.07	19401	0	19401	0.07	0	0.07	0	0	NA	NA	0
Non Resident Indians		1495	1297935	0	0	1297935	4.90	1297935	0	1297935	4.90	0	4.90	0	0	NA	NA	1211652
Arvind Khattar	BBMPK4108D	1	417183	0	0	417183	1.57	417183	0	417183	1.57	0	1.57	0	0	NA	NA	417183
Unclaimed Shares		1	26022	0	0	26022	0.10	26022	0	26022	0.10	0	0.10	0	0	NA	NA	26022
Clearing Member		53	17348	0	0	17348	0.07	17348	0	17348	0.07	0	0.07	0	0	NA	NA	17348
Bodies Corporate		644	700348	0	0	700348	2.64	700348	0	700348	2.64	0	2.64	0	0	NA	NA	688194
Sub Total (B)(3)		44086	7174421	0	0	7174421	27.06	7174421	0	7174421	27.06	0	27.06	0	0	NA	NA	6912315
Total Public Shareholding (B)= (B)(1)+(B)(2)+(B)(3)		44205	13276972	0	0	13276972	50.08	13276972	0	13276972	50.08	0	50.08	0	0	NA	NA	13006951

*Arvind Khattar*



**Annexure to Table III- A- Details of the shareholders acting as persons in Concert for Public**


Details of the shareholders acting as persons in Concert for Public			
Serial	Name of the PAC	No of Shares	Percentage of shareholding by PAC
NIL			





**Annexure to Table III- B Details of Shares which remain unclaimed for Public along with such details such as number of shareholders, outstanding shares held in unclaimed suspense account, voting rights which are frozen etc.**

Details of Shares which remain unclaimed for Public			
Serial No.	Description	Number of shareholders	Outstanding shares held in demat or unclaimed suspense account
1	Unclaimed Shares in Suspense Account	1	26022



**CESC Ventures Limited**

**Table IV - Statement showing shareholding pattern of the Non Promoter- Non Public shareholder**

Category & Name of the shareholders	PAN	Nos. of shareholders	No. of fully paid up equity shares held	Partly paid-up equity shares held	No. of shares underlying Depository Receipts	Total nos. shares held	Shareholding % calculated as per SCRR, 1957 As a % of (A+B+C2)	Number of Voting Rights held in each class of securities				No. of Shares Underlying Outstanding convertible securities (including Warrants)	Shareholding, as a % assuming full conversion of convertible securities ( as a percentage of diluted share capital)	Number of Locked in shares		Number of Shares pledged or otherwise encumbered		Number of equity shares held in dematerialised form	
								No of Voting Rights			Total as a % of (A+B+C)			No. (a)	As a % of total Shares held(b)	No. (a)	As a % of total Shares held(b)		
								Class eg: X	Class eg: y	Total									
(I)	(II)	(III)	(IV)	(V)	(VI)	(VII) = (IV)+(V)+(VI)	(VIII) As a % of (A+B+C2)	(IX)				(X)	(XI) = (VII)+(X) As a % of (A+B+C2)	(XII)		(XIII)		(XIV)	
1	Custodian/DR Holder	0	0	0	0	0	0.00	0	0	0	0.00	0	0.00	0	0	0	0	0	0
2	Employee Benefit Trust (under SEBI (Share based Employee Benefit) Regulations, 2014)	0	0	0	0	0	0.00	0	0	0	0.00	0	0.00	0	0	0	0	0	0
	<b>Total Non-Promoter- Non Public Shareholding (C)= (C)(1)+(C)(2)</b>	<b>0</b>	<b>0</b>	<b>0</b>	<b>0</b>	<b>0</b>	<b>0.00</b>	<b>0</b>	<b>0</b>	<b>0</b>	<b>0.00</b>	<b>0</b>	<b>0.00</b>	<b>0</b>	<b>0</b>	<b>0</b>	<b>0</b>	<b>0</b>	<b>0</b>

*[Handwritten Signature]*

